



*Michelob*  **ULTRA**®

**ARENA**

**L A S V E G A S**

**PRODUCTION GUIDE**

**Contents**

STAFF DIRECTORY	1
PROPERTY MAP	2
DIRECTIONS	3
LABOR POLICY	4
PRODUCTION SUPPORT	5
DAKTRONICS DISPLAY SPECS	7
BACKSTAGE INFORMATION	9
CONCOURSE INFORMATION	11
GENERAL INFORMATION	12
TV INFORMATION	15
GENERAL INFORMATION	17
SECURITY	18
CATERING	19
SEATING INFORMATION	20
IN THE ROUND	21
ENDSTAGE - GA	22
ENDSTAGE - SEATS	23
HOCKEY	24
MMA LAYOUT	25
BOXING	26
BASKETBALL	27
POWER DISTRO	28
POWER INFORMATION	29
AV PANEL LOCATIONS	30
FIBER / AV PANEL INFO	31
AV PANEL CONTENTS	32
PERMITS & REGULATIONS	33
RIGGING	35





**Paula Zappia**

GM/Executive Director  
[pzappia@mgmresorts.com](mailto:pzappia@mgmresorts.com)



**Nick Opitz**

Entertainment Event Manager  
[nopitz@mandalaybay.com](mailto:nopitz@mandalaybay.com)  
(702) 937-2809



**Tony Palombo**

Operations Manager  
[apalombo@mandalaybay.com](mailto:apalombo@mandalaybay.com)  
(702) 413-8189



**Richard Zamorano**

Conversion Manager  
[rzamorano@mandalaybay.com](mailto:rzamorano@mandalaybay.com)  
(702) 234-4368



**Anthony Angotti**

Production Supervisor  
[aangotti@mandalaybay.com](mailto:aangotti@mandalaybay.com)  
(702) 234-1769



**William Simak**

Production Supervisor  
[wsimak@mandalaybay.com](mailto:wsimak@mandalaybay.com)  
(702) 832-6436



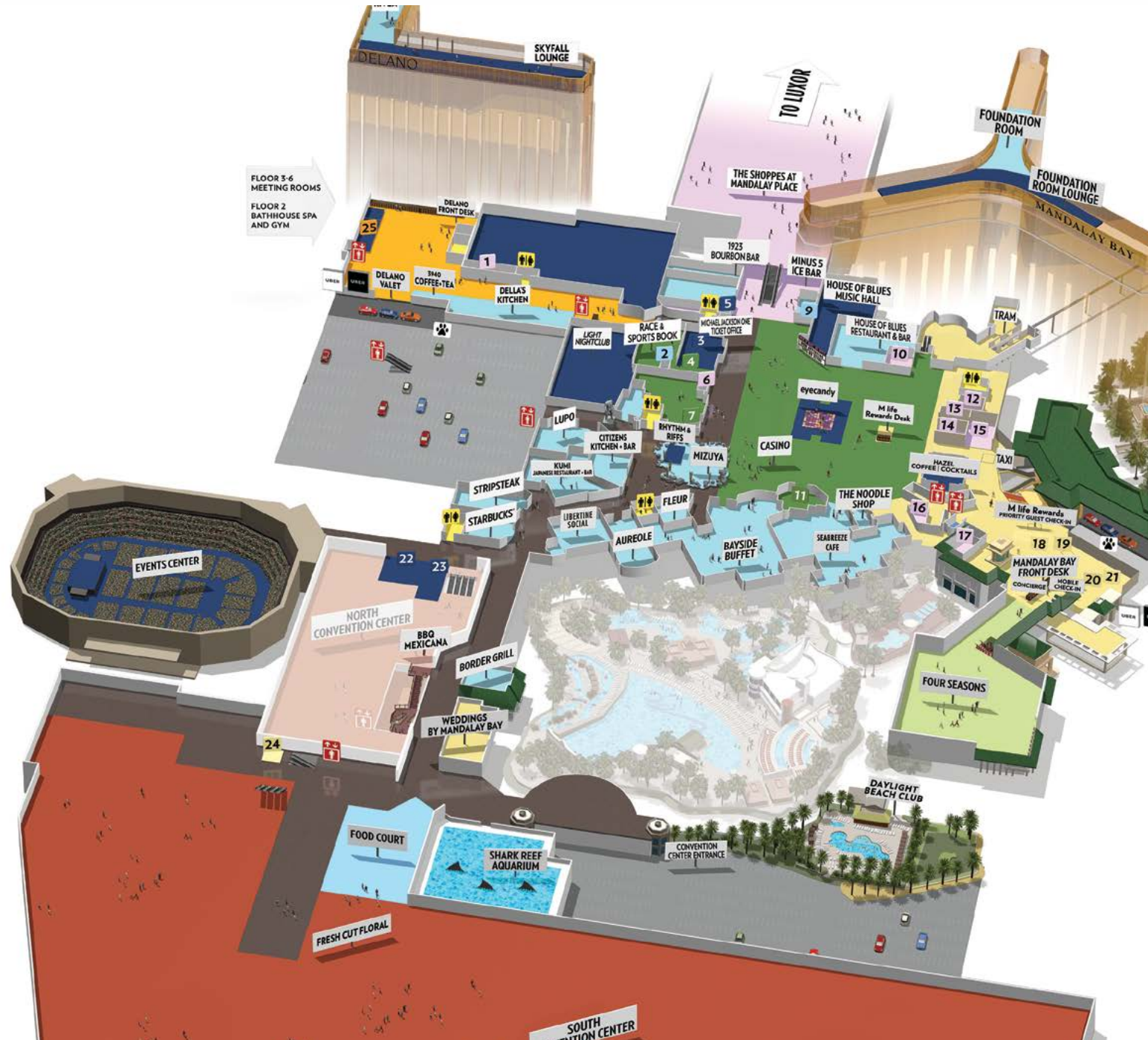
**Bruce Richardson**

Production Supervisor  
[brichardson@mandalaybay.com](mailto:brichardson@mandalaybay.com)  
(702) 632-6455



**Roberto Nunez**

Conversion Supervisor  
[rnunez@mandalaybay.com](mailto:rnunez@mandalaybay.com)  
(702) 820-6513





## Driving directions to Michelob Ultra Arena

### From the North

- take 1-15 South and exit at Russell Road
- turn LEFT onto Russell Road
- turn RIGHT onto Frank Sinatra Drive
- follow the curve around, stay in the right lane
- turn RIGHT into the arena - second driveway past the Marquee, continue down the hill to loading dock

### From the South

- take 1-15 North and exit at Russell Road
- merge RIGHT onto Russell Road
- continue straight on Frank Sinatra Drive
- stay in the right lane
- turn RIGHT into the arena - second driveway past the Marquee, continue down the hill to loading dock

### From Las Vegas International Airport

- get on Swenson St/Wayne Newton Blvd exit airport
- turn LEFT on Tropicana Ave
- turn LEFT on Las Vegas Blvd
- turn RIGHT at Russell Road
- turn LEFT onto Frank Sinatra Drive
- follow the curve around, stay in the right lane
- turn RIGHT into the arena - second driveway past the Marquee, continue down the hill to loading dock

## Address/Shipping Address:

Attention: Richard Zamorano  
Michelob ULTRA Arena  
3950 South Las Vegas Blvd  
Las Vegas, NV 89119

**Labor Policy**

- Michelob ULTRA Arena is now required to provide all riggers and general stagehand labor as the skilled “Technical Labor” source for our events.
- Technical Labor (riggers and general stagehands (i.e. loaders/pushers, fork ops, deck crew etc.) will be provided through the Michelob ULTRA Arena production department.
- Specialty positions (i.e. creative, crew leads, console operators, stage managers etc.) do not fall under this policy and may still be provided by the client’s production company.
- Technical Labor calls for the Arena will be placed and managed by the Entertainment Department operations team.
- Please contact the Arena Production Manager for our current rate sheet.
- It is mandatory that the following Michelob ULTRA Arena staff be on duty from the beginning of load load-in, throughout the show and load-out. This is meant to ensure safety, maximize service and protect the integrity and continuity of your event and the building.
  - Arena Ops Supervisor
  - Labor Lead
  - Inventory Supervisor/Utility Stage Hand
  - A/V Technician
  - Production Electrician
  - 2 X Conversion Tech
  - House Light Operator (Rehearsal and Show Days only)
  - Head Rigger – Anytime overhead work or movement is happening: All items to be hung MUST be approved by House Staff or Head Rigger.

**OVERTIME INFO AND RATES**

- Overtime occurs after 8 hours
- Overtime occurs after 40 hours worked in the same week
- 6th and 7th day is charged at time and a half
- Overtime occurs if turn turn-around time is less than 8 hours: All hours after short turn around are OT at Double Time rate
- All hours after six working hours with no meal break are charged at time and a half (Meal Penalty)
- Minimum call is 4 hours
- Overtime Holidays: New Years Eve/New Years Day (Overtime starts at 6pm on New Years Eve), Easter Sunday, Memorial Day, Independence Day, Labor Day, Thanksgiving Day, Christmas Eve/Christmas Day (Overtime starts at 6pm on Christmas Eve) – Overtime hours (After 8 hours in the day or 40 hours in the week) on all Holidays are charged at Double Time
- All strikes & load outs are overtime at time and a half rate



## DRONE POLICY

Due to the proximity to the airport, drones are NOT permitted in the venue at any time unless approved, in writing, by both Risk Management and the property President. In addition, the following terms are required:

- Senior management must review and approve the request in writing
- Insurance, not just for the drone, but for any damage and/or injuries, must be obtained. A full review by MUA of the insurance, with the exclusions and endorsements is required
- No less than \$5,000,000.00 (USD) is required
- The insurance coverage must have an endorsement that covers any losses caused by an accident involving the drone (as most liability policies do not cover drones)
- A flight plan must be presented, reviewed and signed off by the arena GM, property and Risk Management
- A test flight is required with you in attendance and your property safety person, to ensure you have a comfort level with the unit and the pilot/operator
- Details of the date(s), time(s) of the flight(s)
- If video is being taken, a site location agreement is needed to adhere to copyrights.
- Please consult our Risk Management department with any additional questions.

**CLEARCOM**

- (4) Channel ClearCom System (assignable to 25 locations)
- (10) Dual Muffs – ClearCom CC-260
- (20) Single Channel Wired ClearCom Belt Packs & Headsets
- (2) TW-12B ClearCom Optical Interface Units

**WIRELESS MICROPHONE PACKAGE**

- (2) Shure UR24D/Beta58 Receiver and Handheld Mic's
- (2) Shure UR1 Body Pack Transmitter and WL185 Microphone

**PA SYSTEMS**

House:

- (32) Custom EAW Speakers
- Delayed as (28) independent zones
- Front End: Media Matrix DAW

Portable Systems:

- (4) Meyer UPJ-P
- (2) Meyer 650P

**SPOTLIGHTS**

- (8) Lycian 1290

**HOUSE CURTAINS**

- Provides a Half-House concert setup
- Vom Curtains
- Bowl Reductions
- Upper level curtains - can close off entire upper bowl
- Concourse level curtains - can close off entire upper bowl
- "Shadow" - for select seat kills

**Concourse Level Video "Tie-In"** (charges may apply)

- (8) 65" Samsung TV's
- (18) 46" Samsung TV's

**Data and Communications**

- Please contact the Arena Conversion Manager





### Content Specifications:

Color Mode: RGB

Resolution: 72dpi

Static Files: PNG, BMP, GIF, JPG or TIF

Animated Files: MP4 with H.264

Pixel Aspect Ratio: Square Pixels

Frame Rate: 29.97 fps

Audio: AAC Audio

### Centerhung & Corner Displays (4 of each)

Pixel Display Size: 816(w) x 528(h)  
 Physical Size: 24'8"(w) x 11'9"(h)  
 Pitch: 6mm  
 Aspect Ratio: 1.55:1



Pixel Display Size: 192(w) at top  
 16(w) at bottom  
 528(h)  
 Physical Size: 4'9.5"(w) at top  
 9.25"(w) at bottom  
 11'9"(h)  
 Pitch: 6mm

### Ribbon Displays (2)

Pixel Display Size: 3552(w) x 40(h)  
 Physical Size: 182.09'(w) x 2'1.5"(h)

\* live video feeds can be sent to the  
 centerhung via any of the sdi patches in  
 the arena



### Scorer's Table (basketball events only)

Pixel Display Size: 2160(w) x 92(h)  
 Physical Size: 46.8'(w) x 2.08'(h)  
 Pitch: 6mm

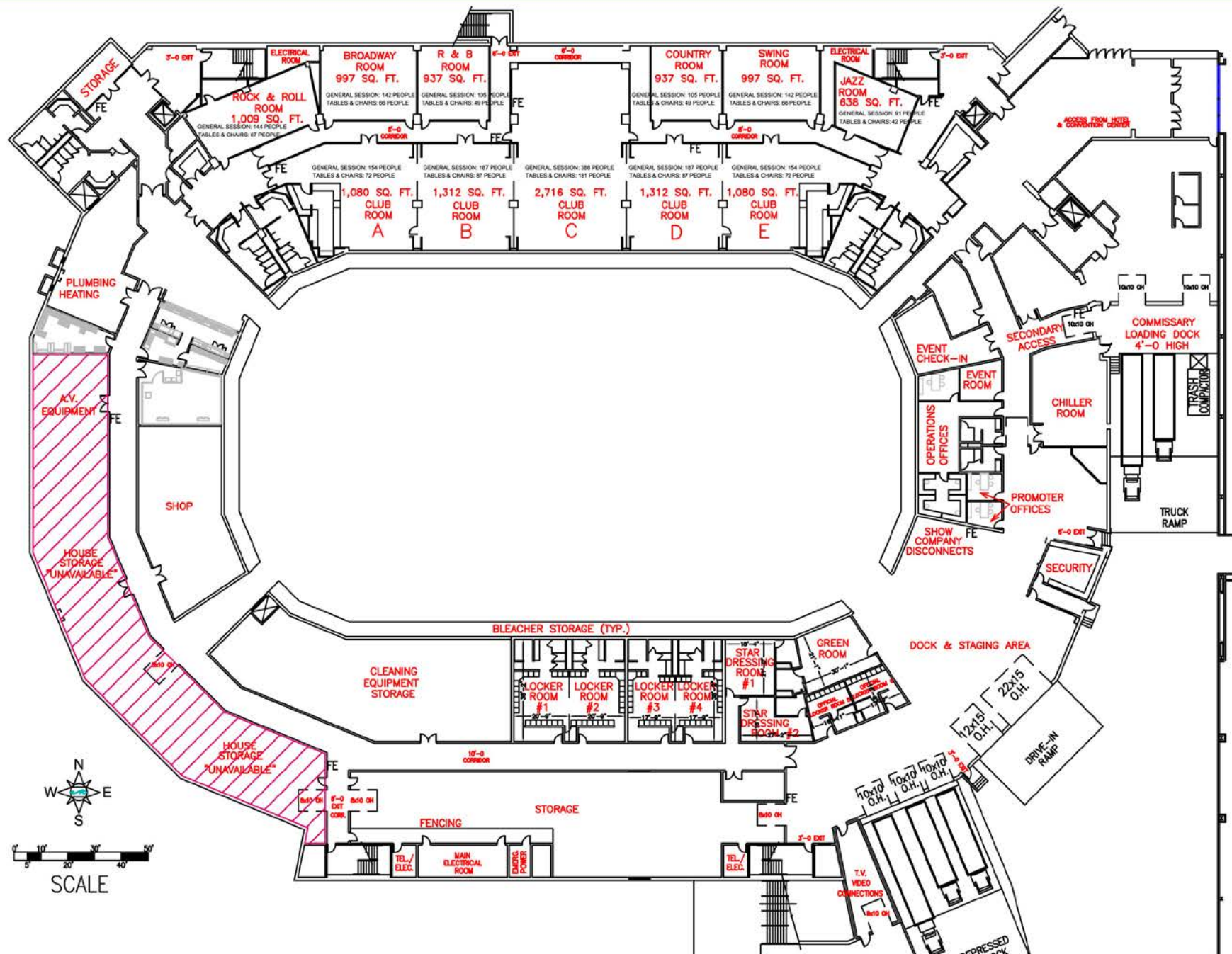


### West End - Video Wall

Pixel Display Size: 1696(w) x 384(h)  
 Physical Size: 46.8'(w) x 2.08'(h)  
 Pitch: 6mm



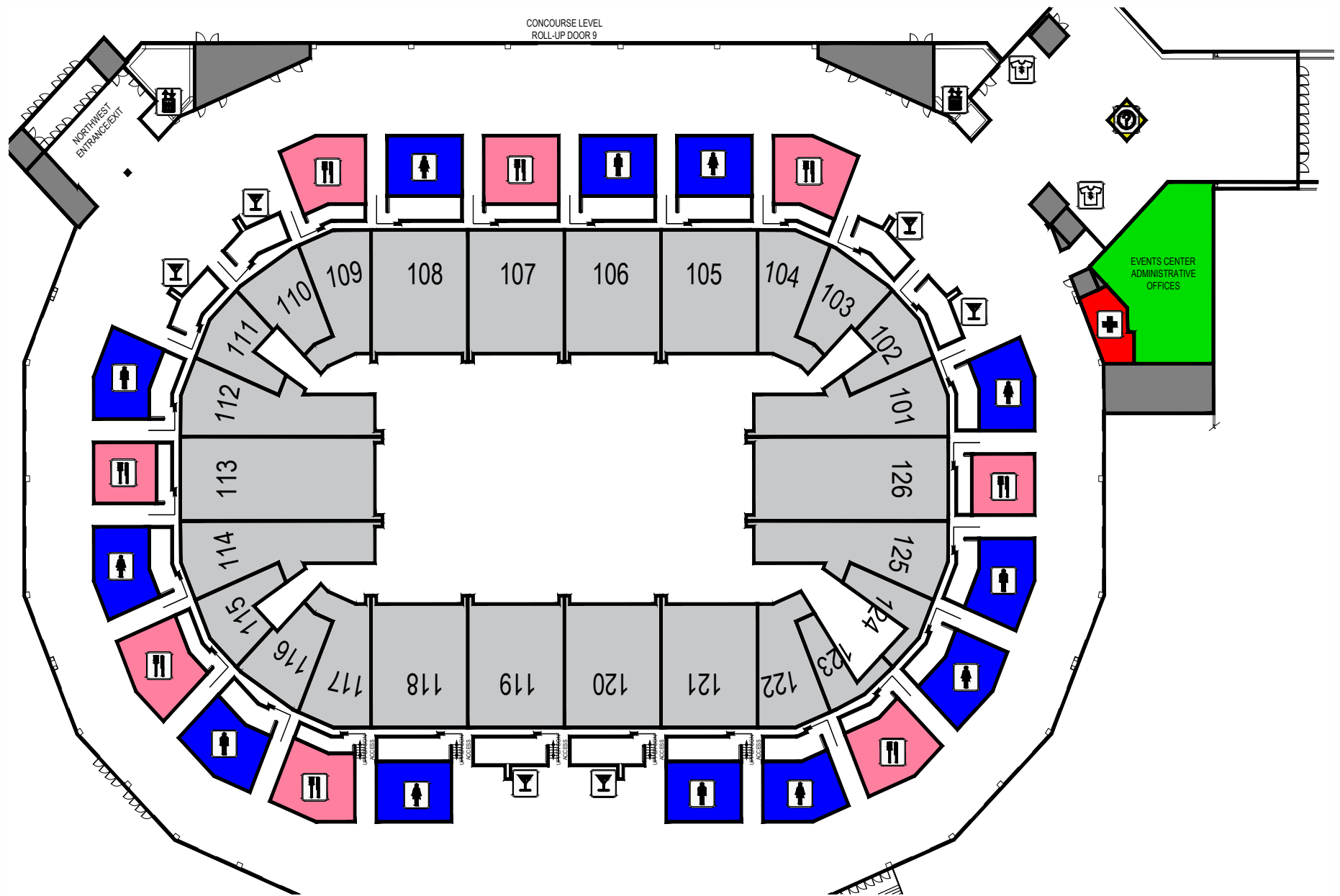




ROOM NAME	LENGTH	WIDTH	SQUARE FEET	CEILING HEIGHT
Rock & Roll	35'5"	22'	1,030	12'
Broadway	28'	35'7"	975	12'
R&B	28'	27'8"	760	12'
Country	28'	27'8"	760	12'
Swing	28'	35'7"	975	12'
Jazz	21'	31'	740	12'
*Club Room A			1424	14'
*Club Room B	36'	39'10"	1402	14'
*Club Room C	42'	69'9"	2885	14'
*Club Room D	36'	39'10"	1402	14'
*Club Room E			1422	14'
Locker Room - Home				10'
Locker Room - Visitor				10'
Star Dressing Room 1	26'	21'	546	9'
Star Dressing Room 2	27'	16'7"	450	9'
Green Room	28'	21'	588	9'
Dressing Room 5			197	9'
Dressing Room 6			197	9'
Production 1			130	9'
Production 2			130	9'

\* Rooms can be combined





ROOM NAME	LENGTH	WIDTH	SQUARE FEET	CEILING HEIGHT
Suite A	20'6"	27'6"	540	8'
Suite B	20'6"	27'6"	540	8'
Suite C	20'6"	27'6"	540	8'
Suite D	20'6"	27'6"	540	8'
North Party Suite (NE)	98'	27'6"	2350	8'
North Party Suite (NW)	98'	27'6"	2350	8'
South Suite 1	30'	20'6"	615	8'
South Suite 2	17'8"	20'6"	500	8'
South Suite 3	17'8"	20'6"	500	8'
South Suite 4	20'8"	20'6"	560	8'
South Suite 5	20'8"	20'6"	560	8'
South Suite 6	17'8"	20'6"	500	8'
South Suite 7	17'8"	20'6"	500	8'
South Suite 8	30'	20'6"	615	8'

## Catwalk Level Function Space

ROOM NAME	LENGTH	WIDTH	SQUARE FEET	CEILING HEIGHT
Press Box 1	11'8"	10'4"	121	Varies
Press Box 2	12'8"	10'4"	131	Varies
Press Box 3	11'8"	10'4"	121	Varies
Press Box 4	22'8"	10'4"	234	Varies
Press Box 5	21'2"	10'4"	322	Varies
Press Box 6	14'8"	10'4"	152	Varies
Press Box 7	14'8"	10'4"	152	Varies
Press Box 8	11'8"	10'4"	121	Varies
Press Box 9	11'8"	10'4"	121	Varies

## Elevator Specifications

LOCATION	WIDTH	DEPTH	HEIGHT	CAPACITY	EVENT LEVEL	CONCOURSE LEVEL	SUITE LEVEL	CATWALK LEVEL
Northwest	6'8"	5'5"	7'3"	3500	x	x	x	
Northeast	6'8"	5'5"	7'3"	3500	x	x	x	x
South	6'8"	5'5"	7'3"	3500		x	x	
Service (North East)	5'8"	7'11"	8'	4500	x	x	x	



### LOAD IN INFORMATION

- Load In/Load Out: the Arena has three loading docks, located on the Southeast side of the building.
- Buses: there is room for 3 buses in the loading dock area. Shore power is available. Six additional spaces are available in the upper parking area. No shore power is available in upper parking area.
- Overflow Parking: Additional parking for personal vehicles is located nearby in the guest garage.

### LOADING DOCK ROLL-UP DOORS


- three 10'w x 10'h - Loading Dock
- one 12'w x 15'h - Ramp Access
- one 22'w x 15'h - Ramp Access

### BUILDING SPECS

- Arena Floor - 30,436 sq/ft (bleachers retracted) 247'x132'
- Arena Floor - 16,632 sq/ft (bleachers extended) 201'x86'
- Concourse Width - varies from 25' to 31' at 17' high
- Low Steel - 56'6" from the event floor
- High Steel - 80'6" from the event floor
- Total Load Capacity - 250,000

### Miscellaneous

- Confetti is allowed (clean up charges apply)
- Air filled balloons only
- No mylar based products are allowed



Club Room A	1x65" Samsung
Club Room B	1x65" Samsung
Club Room C	5x55" & 2x65" Samsung
Club Room D	1x55" & 1x65" Samsung
Club Room E	1x55" & 1x65" Samsung
Locker Room 1	1x42" Samsung
Locker Room 2	1x55" Samsung
Locker Room 3	1x42" Samsung
Locker Room 4	1x55" Samsung
Locker Room 5	1x55" Samsung
Locker Room 6	1x55" Samsung
Star Room 1	1x65" Samsung
Star Room 2	1x65" Samsung
Green Room	1x65" Samsung
Rock & Roll	2x55" Samsung
Broadway	2x55" Samsung
R&B	2x55" Samsung
Country	2x55" Samsung
Swing	2x55" Samsung
Jazz	2x55" Samsung
Promoter 1	1x42" Samsung
Promoter 2	1x42" Samsung

Video Village	1x42" Samsung
Coaches Room 1	1x55" Samsung
Coaches Room 2	1x55" Samsung

Concourse Level	8x65" & 17x55" Samsung
-----------------	------------------------

Suite A	1x34" & 1x65" Samsung
Suite B	1x34" & 1x65" Samsung
Suite C	1x34" & 1x65" Samsung
Suite D	1x34" & 1x65" Samsung
Suite 1	1x40" & 1x65" Samsung
Suite 2	1x40" & 1x65" Samsung
Suite 3	1x40" & 1x65" Samsung
Suite 4	1x40" & 1x65" Samsung
Suite 5	1x40" & 1x65" Samsung
Suite 6	1x40" & 1x65" Samsung
Suite 7	1x40" & 1x65" Samsung
Suite 8	1x40" & 1x65" Samsung
East Party Suite	2x55" Samsung
West Party Suite	2x55" Samsung

### Arena & Upper Berm Bus Parking



Address: 314 Frank Sinatra Dr  
Las Vegas, NV 89119  
[GPS: 36.090358, -115.180119](#)





**Ty Williams**  
Security Manager  
(702) 632-4873  
[TyWilliams@mandalaybay.com](mailto:TyWilliams@mandalaybay.com)

## Security Staffing

Mandalay Bay Security is the exclusive security provider for the Michelob ULTRA Arena.

The Load-In for the Arena requires five (5) Mandalay Bay Security Officers and continues until the load-out is complete.

General Sessions with 6,000 attendees or less requires a minimum of seven (7) Mandalay Bay Security Officers, not including the five (5) Officers posted for load-in/out. General Sessions with 6,001 attendees or more requires a minimum of ten (10) Mandalay Bay Security Officers, not including the three (3)

Officers posted for load-in/out. Officers will be scheduled one hour prior to doors opening until approximately ½ hour past scheduled session end time.

Convention Special Events, such as concerts, held in the Michelob ULTRA Arena requires a minimum of twelve (12) Mandalay Bay Security Officers, not including the five (5) Officers posted for load-in/out. Officers will be scheduled one hour prior to doors opening until approximately ½ hour past scheduled event end time.

The Mandalay Bay Security Officer staffing requirements listed above are the minimums and may not be redirected by the client to perform other duties. Clients may request additional Mandalay Bay Security Officers for additional duties.

All changes in security, i.e. additions, must be received by the Conventions and Special Events Security Manager 48 hours prior to the requested change. Any exceptions to this policy must be approved by the Conventions and Special Events Security Manager.



**Breana Warner**  
Security Assistant Manager  
(702) 632-6168  
[BWarner@mandalaybay.com](mailto:BWarner@mandalaybay.com)

POVs are prohibited on/in the loading dock areas. Exceptions to this policy will be handled on a case by case basis with the Conventions and Special Events Security Manager as the approval authority. POVs are not permitted inside the Event Center except for display purposes only.

Special Runner Passes may be issued (and limited with a maximum of three (3) per show) by the Conventions and Special Events Security Manager. These runner passes are for personnel needing to deliver or pick-up, and are key to the successful completion of the event.

## Crowd Management

Crowd management is provided by our contracted staffing company

## EMT/Medical

The paramedics and EMT staffing level will depend on each event. EMT offices are located on the concourse level, across from section 101. If your event requires an on-site ambulance for the duration of your event, accommodations can be made through the Event Manager. All requests must be made no later than 48 hours prior to the event.

## Las Vegas Metropolitan Police Department

The LVMPD staffing level depends on each event and includes inside the arena and outside the arena for traffic control.

## Lost and Found

During an event, lost and found items are turned into the Guest Service Desk in the Arena center lobby. After the event, all items are turned into and logged by the Security Lost and Found Desk located on the casino floor near the Main Cage. Items can be retrieved from there 24 hours a day.



Thank you for choosing Aramark catering at the Michelob Ultra Arena .  
We are thrilled to work with you to create a wonderful experience for you, your crew or your guests.  
Please reach out to us so we can provide you with our menus. Should you not find what you are looking for within those pages we will be happy to customize any menu for you.  
We look forward to working with you!

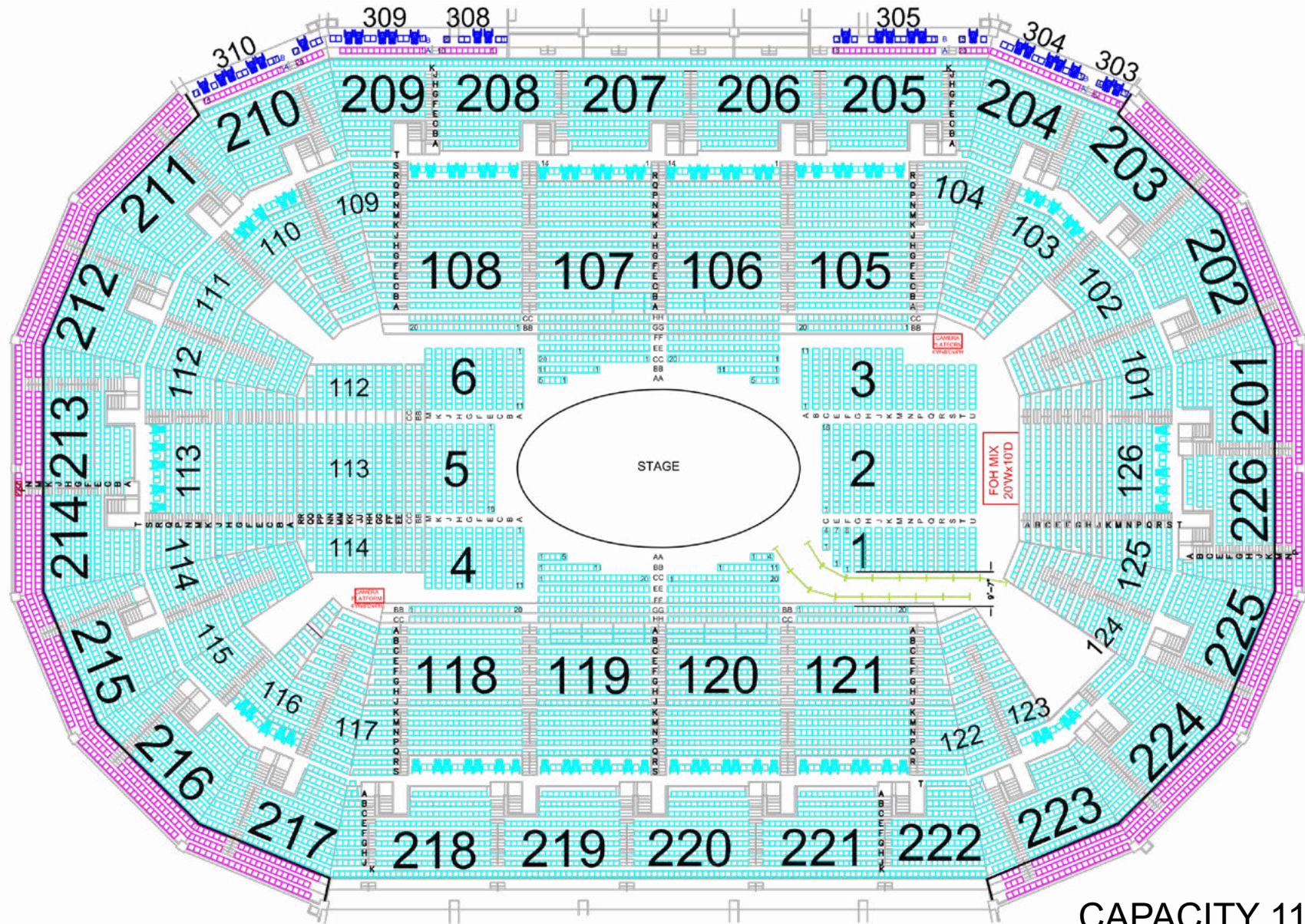
The Aramark Catering Team



**Ashley Sechrist**  
[Sechrist-Ashley@aramark.com](mailto:Sechrist-Ashley@aramark.com)  
(702) 632-6712

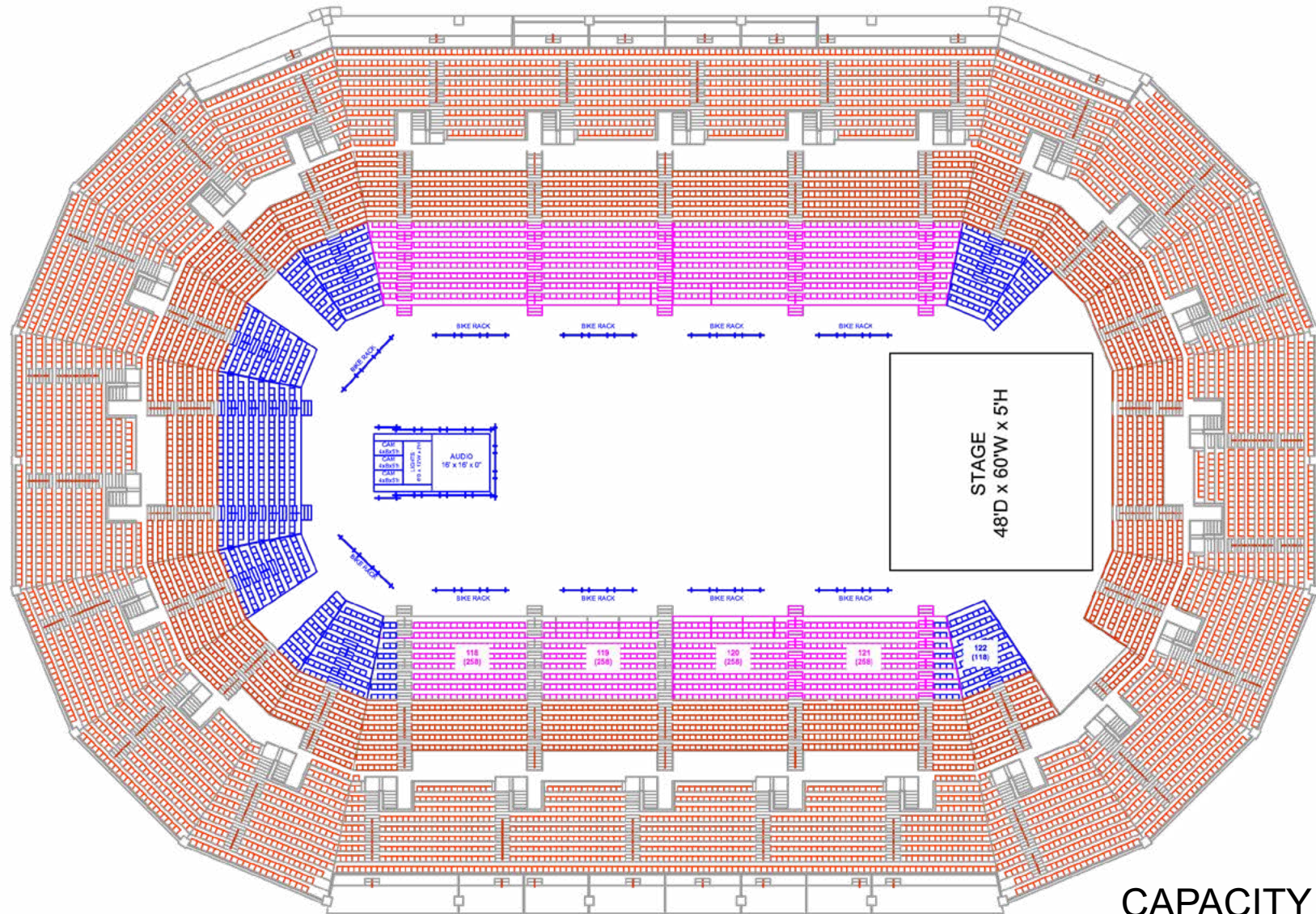
Configuration	Seat Count
In The Round	11,108
End Stage 240°	9,860
End Stage 220°	9,333
End Stage 180°	8,693
Basketball	10,891
MMA	11,384
Boxing	11,413
Hockey	7,535





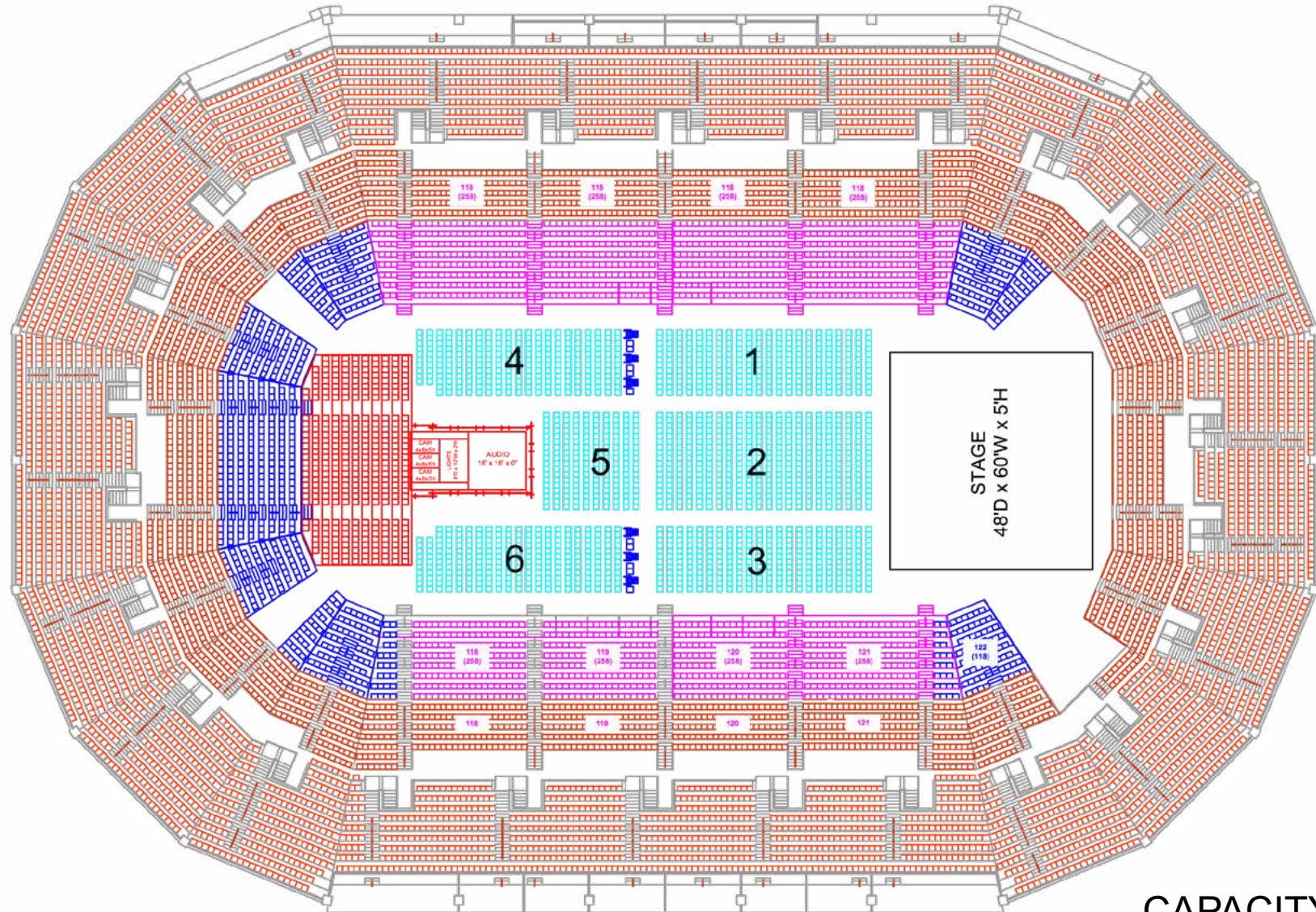
CAPACITY 11,108



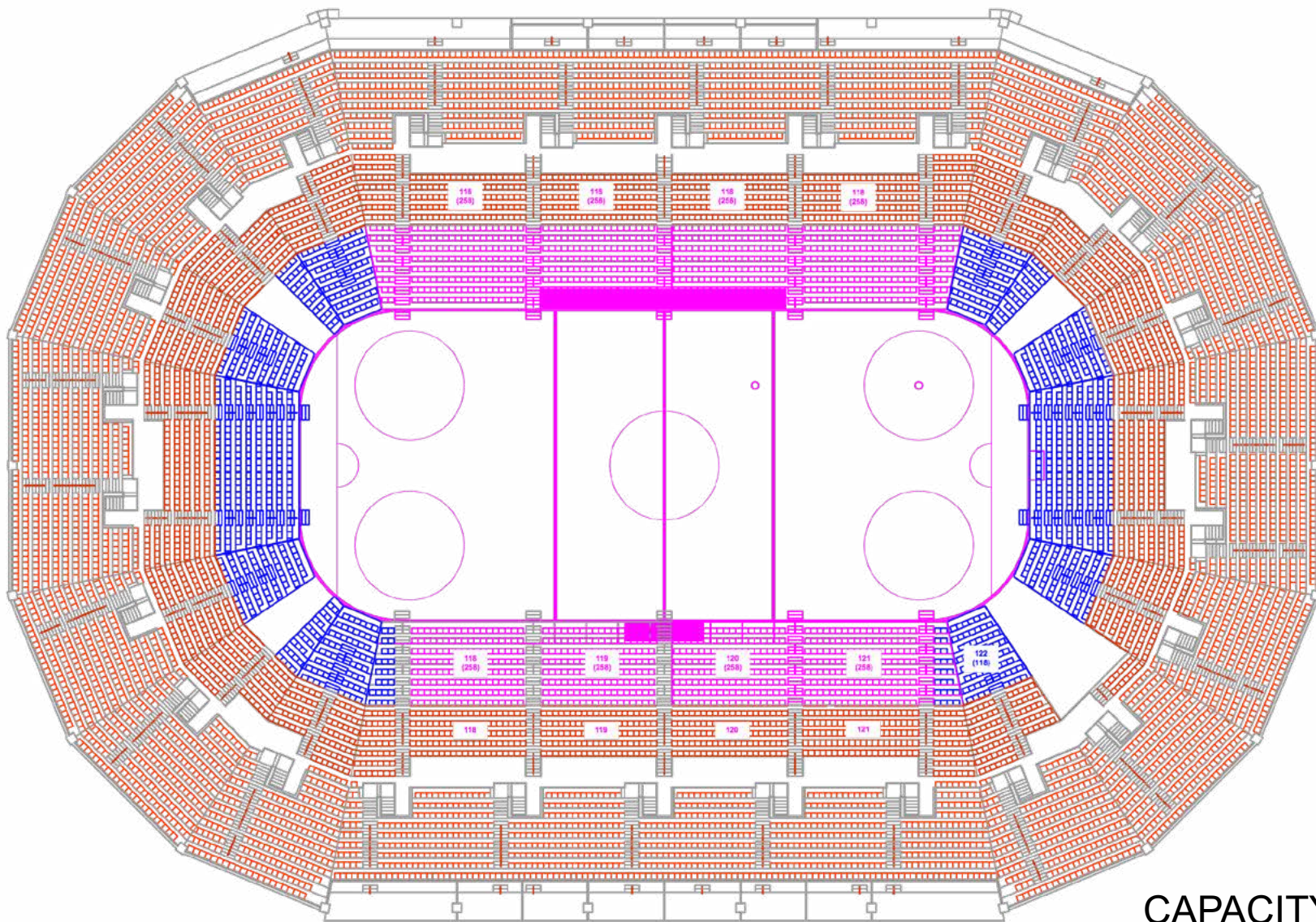


CAPACITY 10,680



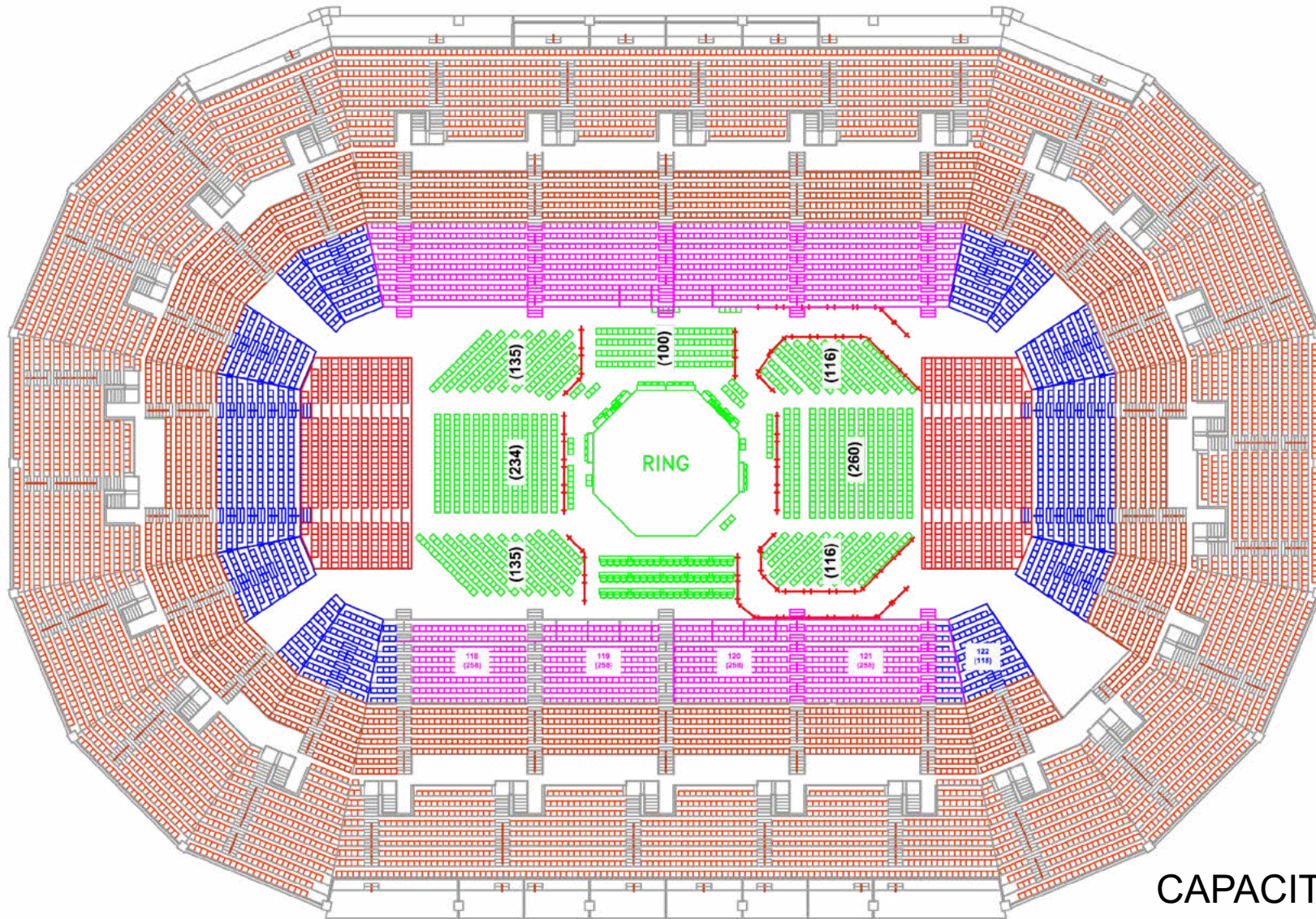






CAPACITY 7,535



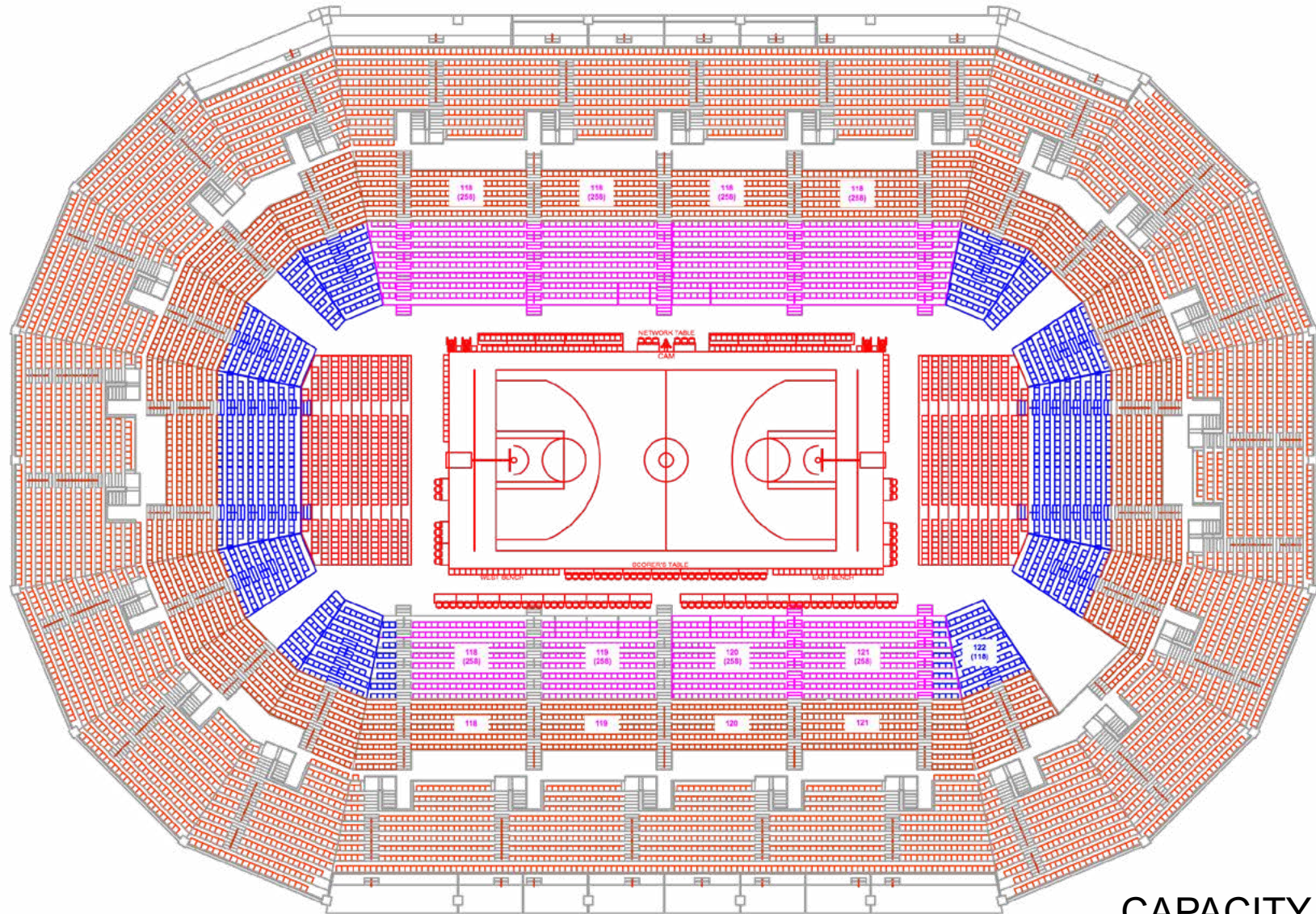


CAPACITY 11,384









CAPACITY 10,891

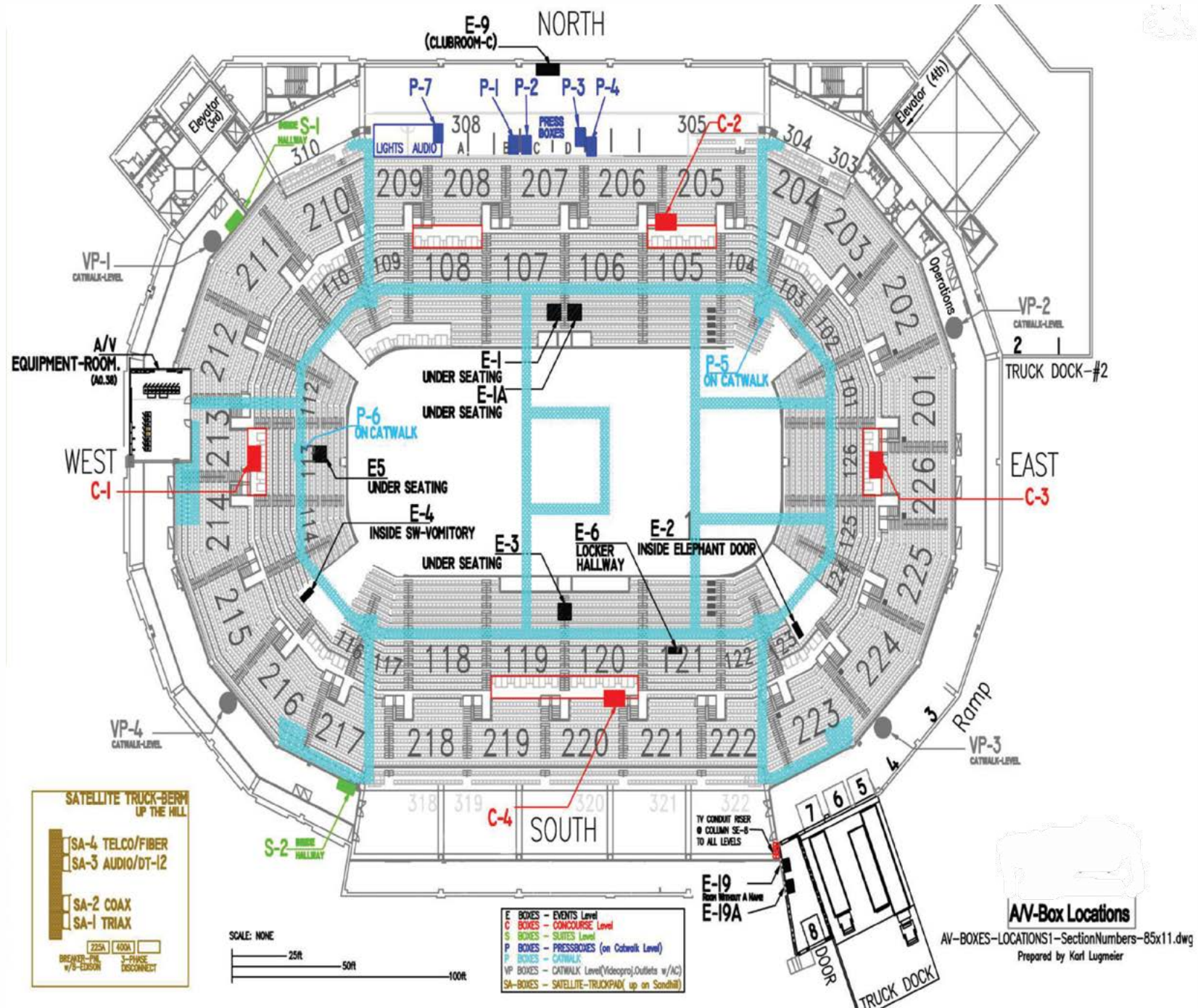




# Electrical Show Power

Location	Type	Connection	Quantity
Dock Area (Backstage)	400A / 3Ø	Cam-Loc	3
	200A / 3Ø(ISO)	Cam-Loc	1
	600A / 3Ø	Cam-Loc	1
	200A / 3Ø	Cam-Loc	3
SW Vomitory	200A / 3Ø	Cam-Loc	1
	200A / 3Ø (ISO)	Cam-Loc	1
SE (Broadcast Bay)	400A / 3Ø	"Dual" Cam-Loc	2
	200A / 3Ø	Cam-Loc	1
Catwalk	400A / 3Ø	Cam-Loc	3
	200A / 3Ø	Cam-Loc	1
	100A / 3Ø	Cam-Loc	8





AV PANEL	SMPTE	SingleMode M	TEL CLOSET	Location Info	Panel Layout in Closet	Location Info
<b>EVENT FLOOR LEVEL</b>						
E1		2MM / 4SM	CR63	R&R Room	MM=Panel3-B1,2 SM=Panel2-B1-4	North Floor
E2	4 Female	2MM / 4SM	SM=CR70 MM=Meat	CR70=Bleacher room @Rollup	MM=Meatlocker Row3#1,2 SM=Panel2 C1-4	Elephant Door
E3		2MM / 4SM	CR63	R&R Room	MM=Panel3 B5,6 SM=Panel2 C3-6	South Floor
E4	4 Female	2MM / 4SM	CR60	Bleacher Rm. beh.Fence	MM=Panel8 Blue/Orng beh. SM=Panel2 B1-4	SW-VOM
E5		2MM / 4SM	CR63	R&R Room	MM=Panel3 B3,4 SM=Panel2 B5,6 & C1,2	West Floor
E6		2MM / 4SM	CR60	Bleacher Rm. beh.Fence	MM=Panel2-B5,6 SM=Panel2 D1-4	South (Locker) Corridor
E9		2MM / 4SM	CR63	R&R Room	MM=Panel3-A5,6 SM=Panel2 D1-4	Club Room C
E19	24 Male	2MM / 4SM	CR70	Bleacher room @Rollup	MM=Panel3 C1,2 SM=Panel2 B1-4	Truck Dock
E19B		6MM / 6SM		Club Rm C		Truck Dock
E19C		6 SM 6 SM 6 SM		Meatlocker S Storage Club Rm C		Truck Dock
<b>CONCOURSE LEVEL</b>						
C1	2 Female	2MM / 4SM	CR60	Bleacher Rm. beh.Fence	MM=Blue, Orange behind Pnl. SM=Panel2 C1-4	W-Wheelchair Section
C2	6 Female	2MM / 4SM	CR66	Smoking Closet	MM=Panel5 D1,2 SM=Panel3 D1-4	NE-Wheelchair Section
C3	4 Female	2MM / 4SM	CR66	Smoking Closet	MM=Panel4 C5,6 SM=Panel3 C1-4	E-Wheelchair Section
C4		2MM / 4SM	CR60	Bleacher Rm. behind fence	MM=Panel8 Blue,Orange behind SM=Panel2 D1-4	S-Wheelchair Section

AV PANEL	SMPTE	SingleMode M	TEL CLOSET	Location Info	Panel Layout in Closet	Location Info
<b>CONCOURSE LEVEL</b>						
C1	2 Female	2MM / 4SM	CR60	Bleacher Rm. beh.Fence	MM=Blue, Orange behind Pnl. SM=Panel2 C1-4	W-Wheelchair Section
C2	6 Female	2MM / 4SM	CR66	Smoking Closet	MM=Panel5 D1,2 SM=Panel3 D1-4	NE-Wheelchair Section
C3	4 Female	2MM / 4SM	CR66	Smoking Closet	MM=Panel4 C5,6 SM=Panel3 C1-4	E-Wheelchair Section
C4		2MM / 4SM	CR60	Bleacher Rm. behind fence	MM=Panel8 Blue,Orange behind SM=Panel2 D1-4	S-Wheelchair Section
<b>SUITE LEVEL</b>						
S1	2 Female		CR72	NW Suite Level	MM=Panel3 A1,2 SM=Panel2 B1-4	NW-Hallway
S2			CR68	SW Suite Level	MM=Panel3 A1,2 SM=Panel2 B1-4	SW-Hallway
<b>PRESS/CATWALK LEVEL</b>						
P1		2MM / 4SM	CR69	NW Press Level	MM=Panel3 A1,2 SM=Panel2 B1-4	Press Box B
P2		2MM / 4SM	CR69	NW Press Level	MM=Panel3 A3,4 SM=Panel2 D1-4	Press Box C
P3		2MM / 4SM	CR69	NW Press Level	MM=Panel3 A5,6 SM=Panel2 C3-6	Press Box D
P4		4SM	CR69	NW Press Level	MM=Panel3 B1,2 SM=Panel2 Not Terminated	Press Box E
P5						
P6	2 Female					
P7		2MM / 4SM	MM=CR60 SM=CR69	CR 60=Bleacher room beh.Fence CR69=NW Press Level	MM= not found SM=Panel2 B5,6 & C1,2	AUDIO/V-Booth (NW)

\*SM = Single Mode Fiber and MM = Multi Mode Fiber



BOX LOCATION			CIRCUIT QUANTITIES										"A"#"I"#"T"	"C"	"D"
BOX	LEVEL	LOCATION	TRIAx-f	TRIAx-m	COAX	DT 12f	DT12m	DT12f	DT12m	XLR-f	XLR-m	Audio/ICom-XLR	TRIAx	COAX	DT-12
E1	EVENT	NORTH-FLOOR-BOX (Westerly)	3		10	2						A1<A2	T1 > T3	C1>C10	D1>D2
E1A	EVENT	NORTH-FLOOR BOX (Easterly)	3		12	4		1	D6	8	4	none	T4 > T6	C11>C22	D3>D6
E2	EVENT	Elephant-Door VOM	3		12	1		1	D8	8	4	A3<A4	T7 > T9	C25>C36	D7 > D8
E3	EVENT	SOUTH-FLOOR BOX	3		6	1		1	D10	8	4	A5<A6	T10 > T12	C37>C42	D9>D10
E4	EVENT	SW Vomitory	4		6	1		1	D12	8	4	A7<A8	T13 > T16	C43>C48	D11>D12
ES	EVENT	WEST-FLOOR BOX	3		6	1		1	D14	8	4	A9<A10	T17 > T19	C49>C54	D13>D14
E6	EVENT	HALLWAY Locker/Dressingrooms	3		12	1		1	D16	8	4	A11<A12	T20 > T22	C55>C66	D15>D16
E9	EVENT	CLUB-C	3		12	1		1	D18	8	4	A17<18	T23 > T25	C67>C78	D17 >
E19	EVENT	TV-VIDEO-Truckdock		7	12		4					A37<A38	T26 > T32	C79>C90	D19>D22
E19A	EVENT	TV-VIDEO-Truckdock		8	13		2	D23/2	2	8		none	T33 > T40	C91>C103	D23>D26
C1	CONC	WEST-Wheelchair #113	4		4			1	D27	8	4	A39<A40	T41 > T44	C104>C107	D27
C2	CONC	NORTH-Wheelchair #105	4		4					4		A41<A42	T45 > T48	C108>C111	X1>X4
C3	CONC	EAST-Wheelchair #126	4		4					4		A43<44	T49 > T52	C112>C115	X5>X8
C4	CONC	SOUTH-Wheelchair #120	4		4					4		A45<46	T53 > T56	C116>C119	X9>X1
S1	SUITE	NORTH SUITE (NW)	3		8	1		1	D28	8	4	A47<A48	T57 > T59	C120>C127	D28>D29
S2	SUITE	SOUTH SUITE (SW)	3		8	1		1	D30	8	4	A49<50	T60 > T62	C128>C135	D30>D31
P1	PRESS	PRESS BOX A			2					6		A51<A52		C136>C137	X13>X18
P2	PRESS	PRESS BOX A (100ft-er across to Catwalk)	1		10	1		1	D32	8	4	A53<A54	T63	C138>C147	D32>D33
P3	PRESS	PRESS BOX B	1		10	1		1	D34	8	4	A55<A56	T64	C148>C157	D34>D35
P4	PRESS	PRESS BOX B			2					6		A57<A58		C158>C159	X19>X24
PS	PRESS	CATWALK SW	1							2		A59<A60	T65		X25>X26
PG	PRESS	CATWALK NE	1							2		A61<A62	T66		X27>X28
P7	PRESS	AV -Booth			4	1		1	D36	8	4	A63<A64		C160>C163	D36>D37
SA1	SATELL	SATELLITE PAD 1		32									T67 > T98		
SA2	SATELL	SATELLITE PAD 2			48									C164>C211	
SA3	SATELL	SATELLITE PAD 3					11		5	20				D38/39/40/41/42	D38>D53
SA4	SATELL	SATELLITE PAD 4								8	16				X29>X52
B1	CON.CTR.	ENCORE Patchroom	10		14	1		1	D54	8	4	none	T99>T108	C212>C225	D54>D55
B2	CON.CTR.	SOUTH PACIFIC W	4		6	1						none	T109>T112	C226>C231	D56
B3	CON.CTR.	SOUTH PACIFIC E	4		6	1						none	T113>T116	C232>C237	D57
B4	CON.CTR.	ISLANDER SW (@ Rollup Door)	4		6	1						none	T117>T120	C238>C243	D58
BS	CON.CTR.	ISLANDER NE	4		6	1						none	T121>T124	C244>C249	D59
B6	CON.CTR.	NORTH MTG. ROOMS BOX			6					8		none		C250>C255	X53>X60

Shaded areas indicate Mults & XLR combined onto panel(s)  
Number of DT12=number of panels

## Special Permits Needed

Special permit applications for the following activities shall be made to Clark County Fire Department within 10 business days prior to the event.

- Display and operation of any unusual electrical, mechanical or chemical device, which may present a hazard. The device, its application and the operation itself, must be approved by Clark County.
- Display or operation of any heater, barbeque, open flame, candles, lamps, torches, etc.
- Use or storage of flammable liquids, compressed gases or dangerous chemicals, as determined by the Fire Marshal.
- Any pyrotechnics, fireworks, or special effects display or process.
- Any unusual use of a motorized vehicle inside a structure.
- Any special cooking requirements. This includes cooking inside of convention areas, locker rooms or areas where cooking is not normally done.
- Tents in excess of 100 sq. feet erected inside and/or outside the host facility. A separate permit may also be required by the Clark County Permitting Department.

Permitting forms are available on the Clark County web site: [Clark County Forms](#)

### Permitting Services Division

Phone: (702) 455-7316

Fax: (702) 246-3420

## Fire Lanes and Fire Protection Equipment

Staging, storage, booth displays, signs, etc., shall not block or obstruct any fire hose, fire extinguishers, fire alarm pull stations, fire alert strobes, or any other fire protection appliance inside the building.

No fire department equipment outside of the arena shall be obstructed or block in any way. This includes sprinkler system valves, standpipes, hydrants, fire command rooms, or any item, location or device designated for protection use.

No vehicles



## Airflow

- MERV 14 Filtration System
- Total Air Movement Capability: 150,000 CFM
- Fresh Air: 50% to 100%
- Exhaust Capability: 400,000 CFM
- Est. Cubic Air Volume: 5,058,332

## Pyrotechnics

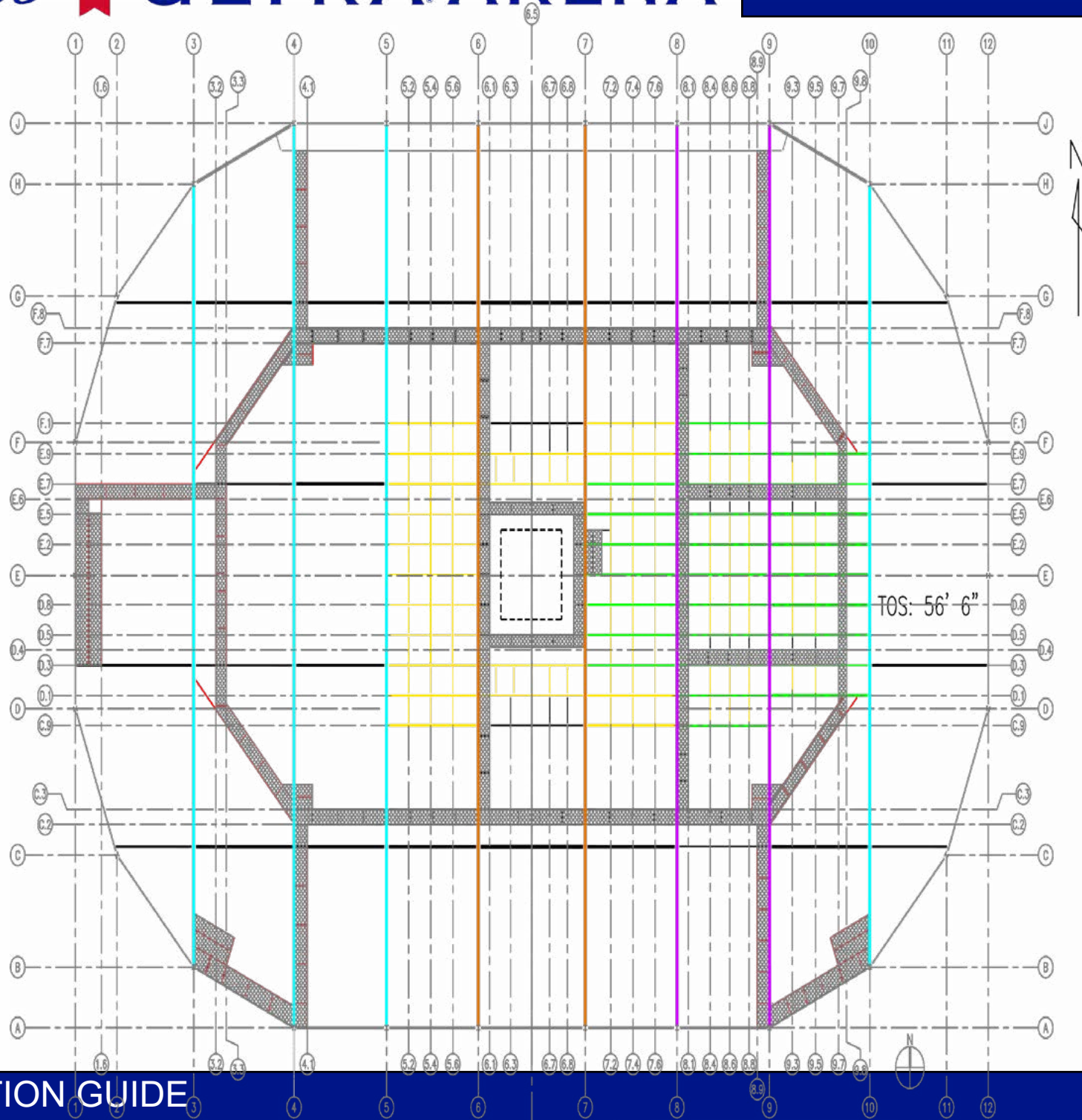
- The Pyrotechnics shooter must be licensed in Nevada
- A Pyro test must be conducted prior to the event
- The licensee is responsible for securing all proper permits and for the expense of the CCFD observa-

## Decibel (dB) Levels




- It is the production's responsibility to ensure that the dB levels do not exceed 110dB at any time during the event
- The average dB level during the event shall have an average weighted dB threshold of 105dB or less








## Drape and Decorative Items

- All decorative items must be treated with an effective fire retardant solution and maintained in a non-flammable condition at all times
- The Michelob ULTRA Arena and CCFD must be provided with a copy of all flame retardant certificates, detailing flame spread and method of application



## Michelob ULTRA Arena - Rigging Grid and Roof Loading

1. To use this drawing properly it must be viewed in color.
2. Watch concentrated loads; total loads on beams in close proximity must not exceed adjacent beam capacity.
3. The catwalks may be wrapped if the load does not exceed one ton.
4. The main trusses cannot be wrapped at the roof.
5. The purlins, however, can.
6. The "Rigging Grid Loading" plan "B\_Text" layer shows each beam's size designation.
  - A) The "Roof Loading" plan "R\_Text" layer shows each beam's size designation.
7. These load ratings may only be exceeded with prior written authorization from Lochsa Engineering.
8. Loads shown are static loads. Dynamic loads must be converted to static loads to check capacity.
9.  Indicates scoreboard that was installed in April 2018 (scoreboard weight 16k)  
 Scoreboard is to be in a retracted static position prior to any new loads being added to trusses.  
 New beams added for scoreboard shall not support any additional loading.
10. The color code is as follows:

	1/2-ton total capacity (1 kip)
	1-ton total capacity (2 kip)
	2-ton total capacity (4 kip)
	5-ton total capacity (10 kip)
	12-ton total capacity (24 kip)
	25-ton total capacity (50 kip)
	19.5-ton total capacity (39 kip)

\*Please email Bruce Richardson for a copy of the rigging grid in AutoCAD .dwg format: [brichardson@mandalaybay.com](mailto:brichardson@mandalaybay.com)